



Iowa City Public Library



Baby Programming for Large Groups

Designing a 6-week curriculum – including community collaboration.
Why this large scale program works and how it focuses on parent education.





112 people!




Background

- Started in small town library
- Used Babygarten©
- Began Book Babies at ICPL 7 years ago



Program Highlights

- Because of demand, two sessions per week: 10:30 a.m. and 1:30 p.m. Fridays
- No registration
- No age limits, large groups



Philosophy

- All inclusive
- Encourage parents on maternity and paternity leave to get involved as early as possible.
- Not segregated (Whole family – holistic approach)



Philosophy (cont.)

- Bonding
- Parents learn from each other
- Empower parents to trust themselves. We need to respect, and be as inclusive as possible.



Big Group = Lots of FUN!



Main Focus

- Building early literacy skills through:
 1. Rhymes
 2. Songs
 3. Music
 4. Games
 5. Stories




Goal

- Fast-paced
- Stimulating language play for parent and child
- **FUN!!**



Structure

- 6-week themed program (30 minutes)
- Why do I use themes?
 - Decision-making
 - Repetition (important for cognitive development)



Set-up

- Storytime Room or meeting room
- Display themed books, rhyme posters
- Books on floor
 - Print awareness, print motivation



Room Set up:




Book Display





Books

- 1 or 2 books per session. 6-8 books per 6-week program
 - One rhyming, one short
- Flap books/large books
- Flannelboard stories, puppets



Read books with large pictures – big books are great too!



Music, Music, and More Music!

- Captures baby's attention
- Exposes baby to sound patterns and rhythm and beat of language
- Play music before and after program, encourage parents to sing!





Rhymes

- 15 rhymes per 6-week program (10 per program)
- Variety of rhymes:
 - Clapping
 - Tickle
 - Interactive
 - Body parts (head, fingers, knee bounces)
 - Lullabies
- Repeat rhymes twice (soft and loud, fast and slow, etc.)



Props

- Musical instruments
 - Egg shakers
 - Bells
 - Sticks
 - Rattles
- Scarves
- Hand and finger puppets
- Parachute / Scarf Canopy



Props and puppets are great ways to capture babies attention



Six-Week Program Summary

- **15 Rhymes (10 per session)**
- **6-8 books**
- **Music**
- **Musical instruments: bells, rattles, maracas, tambourine, drum, bell.**
- **Scarves – sheer** (*Oriental Trading or West Music*)
- **Parent tips – 1-2 tips at each session** (*The Early Literacy Kit: A handbook and tip cards, & Early Literacy Storytimes by Saroj Ghoting*)
- **Rhyme sheet handout – I’ve included three rhyme sheet samples for you.**




Benefits of Community Partnerships

- Exposes families to area resources
- Education
- Encourages parent participation
- Exposure for local businesses and organizations
- Forming bonds within the community



Think about...

- What is available in your community?
 - Yoga
 - Music Programs for kids and babies
 - Massage – local hospital
 - Therapy Enrichment Program – Teaching parents about the importance of play. Hearing and speech screening.
 - Languages – Spanish, Chinese.
 - Sign Language





Chinese Book Babies

Emily Jia – used my outline for her Chinese Book Babies storytime.



Spanish Book Babies



Neighborhood Centers of Iowa City



Book Babies Concert

With Local Musician



Local Music Programs:

Music Together, West Music, and Spirit in Motion



Music Together, West Music and Spirit in Motion have baby music classes. Each season, they offer a music demo at the library.



Baby and Me Yoga



Relaxation techniques for parent and baby.



Play Time


We offer 30 minutes of play time after Book Babies.




Parents/caregivers share and develop friendships.


Resources and Handouts

- Recommended books for planning
- Themed book list
- Resources on the web
- Recorded music compilation
- 6-week program plan
- 3 sample rhyme handouts
- Circle time music and movement



Book Babies Demo





I'm a book baby, book baby,

I love to read,

I love to read,


I love to read.

I'm a book baby, book baby,

I love to read.

Read at the library.



(Repeat with bounce and clap)



Zoom, zoom, zoom,
we're going to the moon.

Zoom, zoom, zoom,
we're going to the moon.
If you want to take a trip,
climb aboard my rocket ship.

Zoom, zoom, zoom,
we're going to the moon.
5...4...3...2...1... Blast off!





We **hit the floor** together, (3x)
because it's fun to do.

We **clap our hands** together, (3x)

We **wave our arms** together, (3x)

We **wiggle our fingers** together,

We **sway from side to side**, (3x)


And we all say "**Hello.**"

We all say "**Hello.**"

We all say "**Hello.**"

Because it's fun to do!


Book



**We're walking, we're walking,
We're walking to the drum.
We're walking, we're walking,
We're walking now
we're done.**

- We're tiptoeing,
- We're stomping,
- We're running,

Now we're done.



Rum, pum, pum. This is my drum.

It says Rum, pum, pum.



We're marching
to the drum,

We're marching
to the drum.

Hi-ho the derri-o

we're marching to the drum.

We're marching 'round the room,
we're marching 'round the room.

Hi-ho the derri-o,
we're marching 'round the room.


And the drum says,

STOP!

Repeat with: Tiptoe, Running



Twinkle, twinkle, little star.
How I wonder what you are.
Up above the world so high.
Like a diamond in the sky.
Twinkle, twinkle, little star.
How I wonder what you are.




One, two, three,
I've got you on my knee.
The wind starts to blow,



And away you go!




**Are you sleeping?
Are you sleeping?
Brother John, Brother John?
Morning bells are ringing!
Morning bells are ringing!
Ding, dang, dong.
Ding, dang, dong.**





We ring our bells together,
We ring our bells together,
We ring our bells together,
Because it's fun to do.
(repeat)

Ring them **UP HIGH.**
Ring them **DOWN LOW.**
Ring them in the **MIDDLE.**






Wind, oh wind, oh wind,
I say.

What are you blowing
away today?

Scarves, oh scarves,
Oh scarves I say.
I am blowing the
Scarves away.





Mommy loves her baby,

Mommy loves her pie.

Mommy loves her baby,


Little baby pie.

Daddy loves his baby,

Gramma loves her baby,

We love our baby, we love our pie.


We love our baby, little baby pie.




Now it's time to say goodbye
to all our friends,
"Goodbye!"

Now it's time to say goodbye
to all our friends,
"Goodbye!"

Now it's time to say goodbye,
Wave your hands,
And say bye, bye.
It's time to say goodbye
To all our friends,
"Goodbye!"



Questions?



Thank you!

